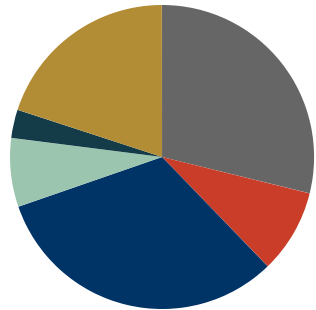


Boulder Strip Casino Employment, 2017

Information on employment and revenue for all Boulder Strip casinos earning \$1 million or more in fiscal 2017

Employment by Department



● Casino ● Rooms ● Food ● Beverage ● Other ● G&A

- 7,974 total employees
- Combined payroll costs of **\$395.5 million** (increase from 2016)
- Payroll was **31%** of total revenue
- Most employees are in the **Food Department**

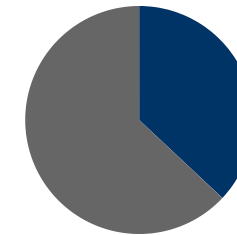
Trends since 1990



- ◆ The number of employees is up 140%
- ◆ Payroll as a share of revenue is down 8%
- ◆ Revenue per employee is up 160%
- ◆ Payroll per employee is up 139%
- ◆ Total revenue is up 523%
- ◆ Total payroll costs are up 277%

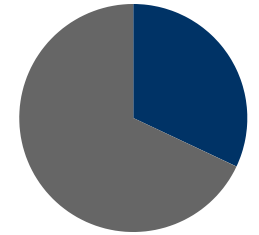
Gaming vs. Nongaming

1990



● Gaming ● Nongaming

2017



● Gaming ● Nongaming

In 1990, **37%** of casino employees worked directly in gaming.

In 2017, only **32%** of casino employees worked directly in gaming.